

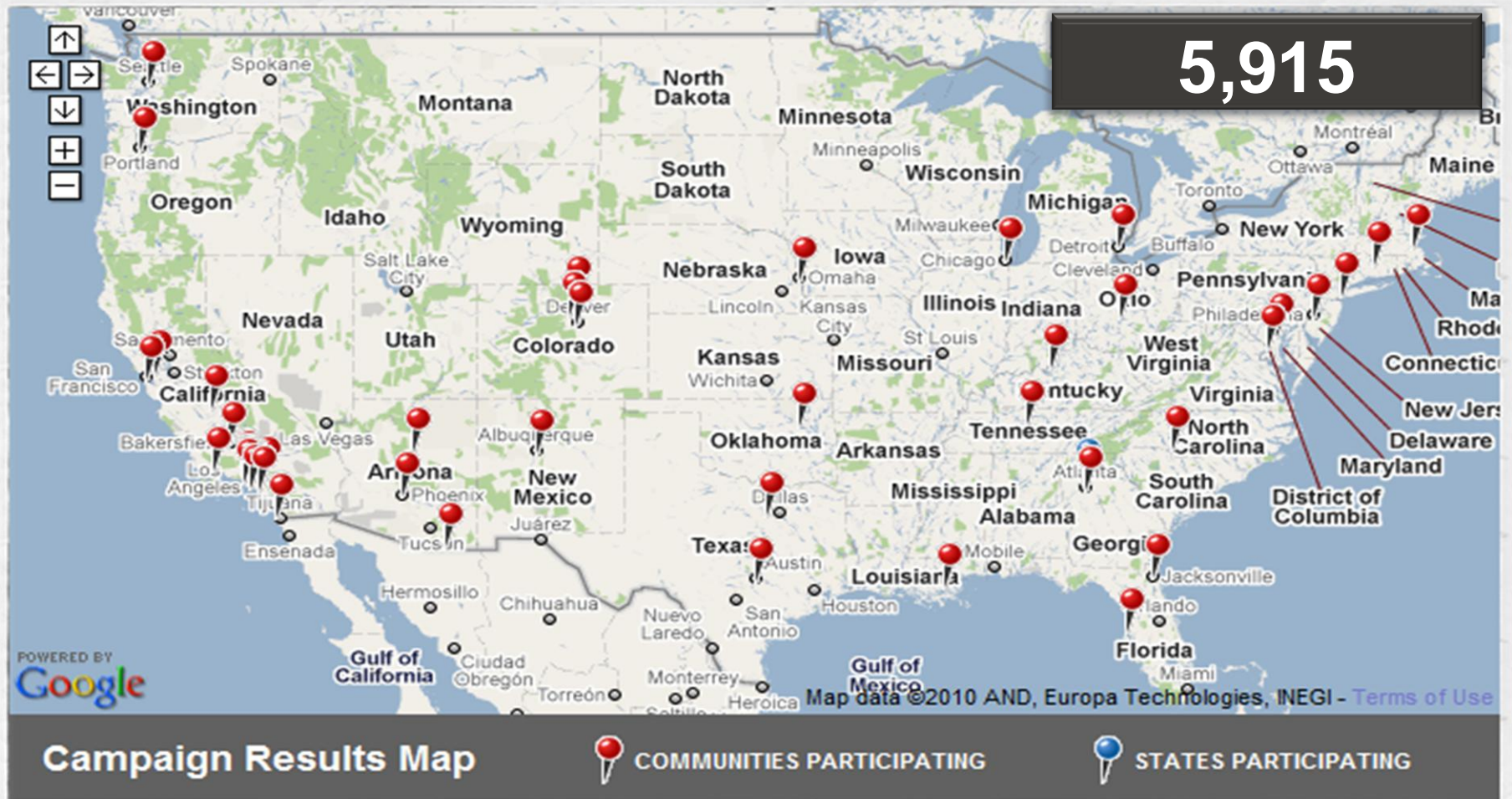
Inner-Sydney Registry Week



**100,000
HOMES**
For 100,000 homeless
Americans by July 2013

mercy foundation®

100,000 Homes Campaign



100,000 Homes Campaign

Vulnerability Factors

1. **Liver Disease**
2. **End-Stage Renal Disease**
3. **HIV+/AIDS**
4. **Age over 60 years**
5. **History of Cold Weather Injury**
6. **3 or more ER visits in the previous 3 months**
7. **3 or more ER/Inpatient episodes in the past year**
8. **Tri-morbidity**

100,000 Homes Campaign

Key areas of change:

1. Local team and political will
2. Clarify the demand
3. Line up housing supply
4. Getting people off the streets
5. Keeping people housed
6. Health Integration

100,000 Homes Campaign

Housing First Model

Approach

No requirements -sobriety, treatment engagement, or medication management

Permanent, affordable housing linked to services to help maintain housing

Opportunity to live more independent, healthy and fulfilling lives

Strengthens communities and helps integrate people with disabilities and other special needs into the life of their neighborhoods

Research

Permanent housing sticks

“Hardest to serve” are similar to “more desirable” individuals

Single most effective, and most cost-efficient, way to reduce homelessness

Tenant Profile-Skid Row, LA



Tenant Profile-Skid Row, LA



Vulnerability Index Results

INNER-SYDNEY REGISTRY WEEK

Risk indicator	US Average	Australia Average	Sydney
Sample Size Total	12,820	417	262
Number of Vulnerable	5,668	234	139
% vulnerable	44%	56%	53%
3x ER or Hospital last year	44%	42%	35%
3x ER last 3 months	25%	24%	12%
> 60 years old	22%	11%	14%
HIV+ / AIDS	6%	4%	5%
Liver Disease	17%	34%	23%
Kidney Disease	9%	12%	8%
Cold/Wet Weather Injury	14%	11%	21%
Tri-morbid	50%	62%	55%

Vulnerability Index Results

INNER-SYDNEY REGISTRY WEEK

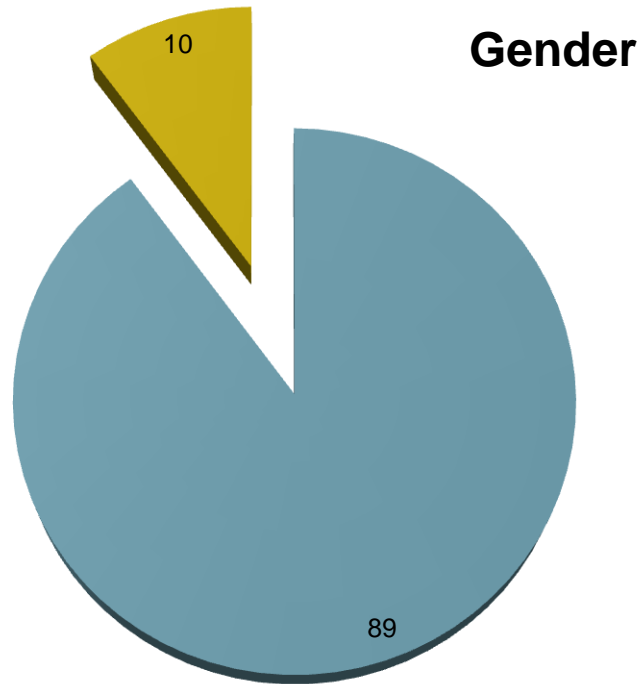
Disability	US Average	Australia Average	Sydney
Heart Disease	14%	23%	13%
Asthma	17%	32%	18%
Diabetes	10%	9%	5%
Hepatitis C	10%	34%	25%
Emphysema	5%	13%	12%
Cancer	4%	9%	8%
Any Serious Medical Condition	49%	85%	63%
Mental Health	47%	73%	54%
Substance Abuse	61%	90%	82%
Dually Diagnosed	35%	67%	48%

Vulnerability Index Results

INNER-SYDNEY REGISTRY WEEK

Average Age: 40 (non-vulnerable)/46 (vulnerable)

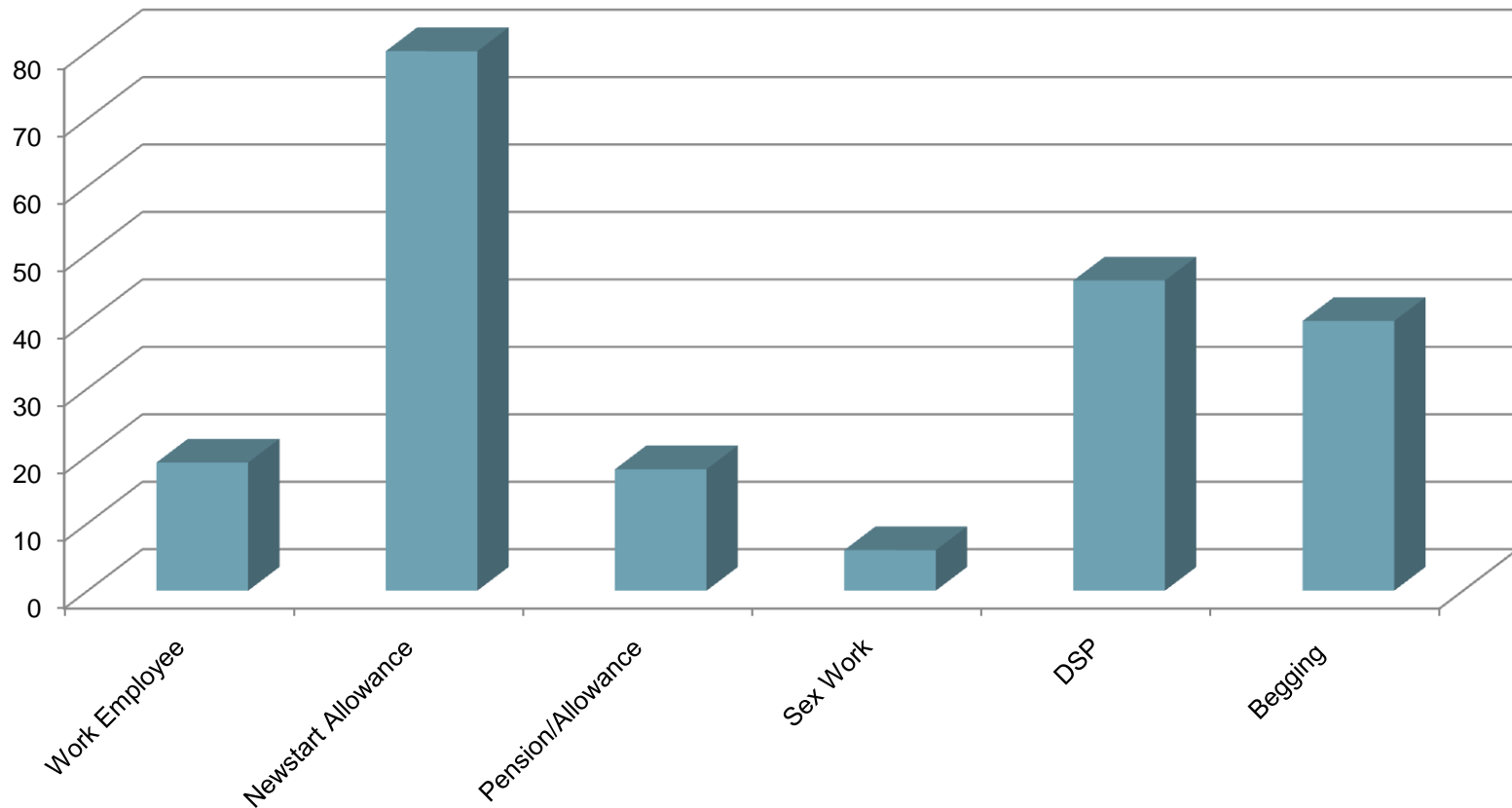
Average Length of Time Homeless: 5 (non-vulnerable) 11 (vulnerable)



Vulnerability Index Results

INNER-SYDNEY REGISTRY WEEK

Income Support



Vulnerability Index Results

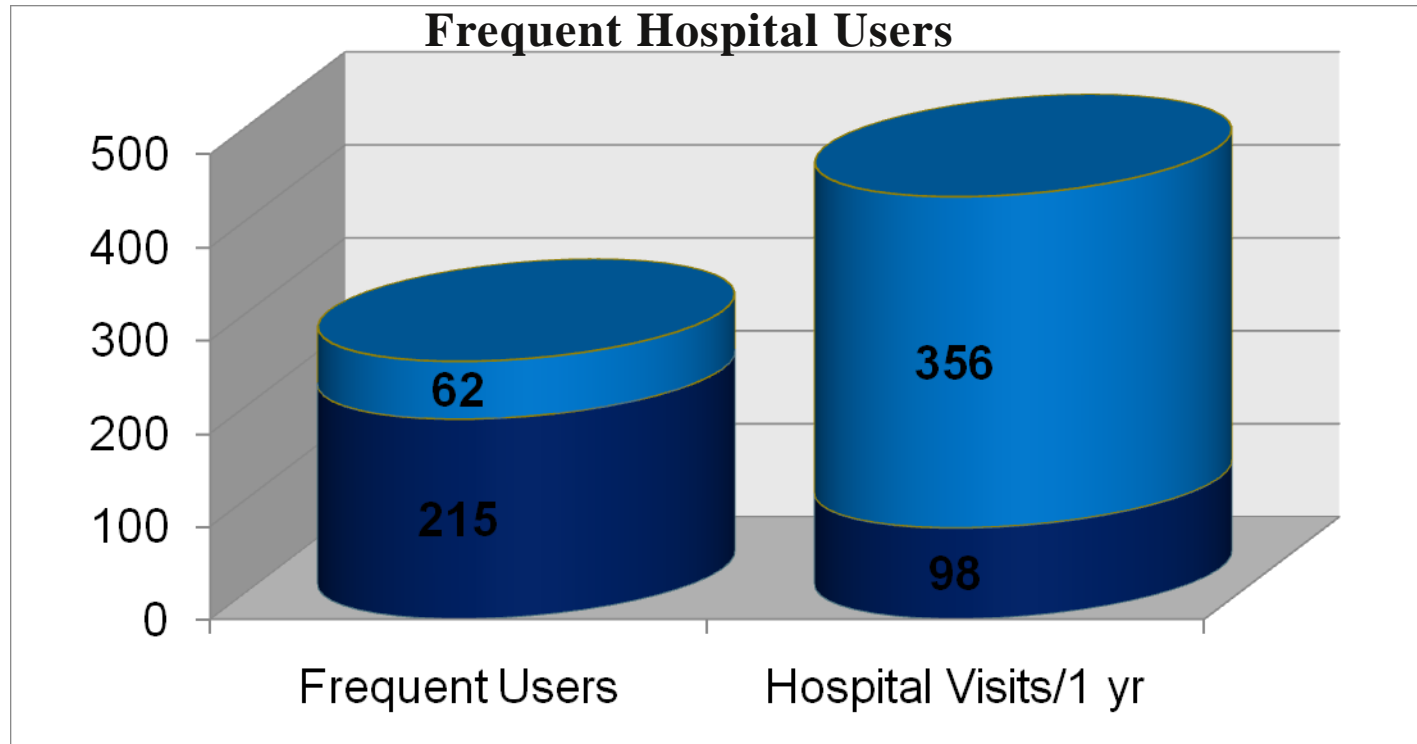
INNER-SYDNEY REGISTRY WEEK

Special Populations and Frequent Users

Sub-Populations	Number	Percent
Veterans	20	7%
Youth under 25	15	5%
Seniors over 55	54	20%
Seniors over 65	12	4%
Foster Care	64	23%
Police Cells	219	79%
Prison	155	56%
Frequent Hospital Users	62	22%
Victims of Attack	122	44%

Vulnerability Index Results

INNER-SYDNEY REGISTRY WEEK



Average inpatient hospitalization cost in NSW-\$4,295

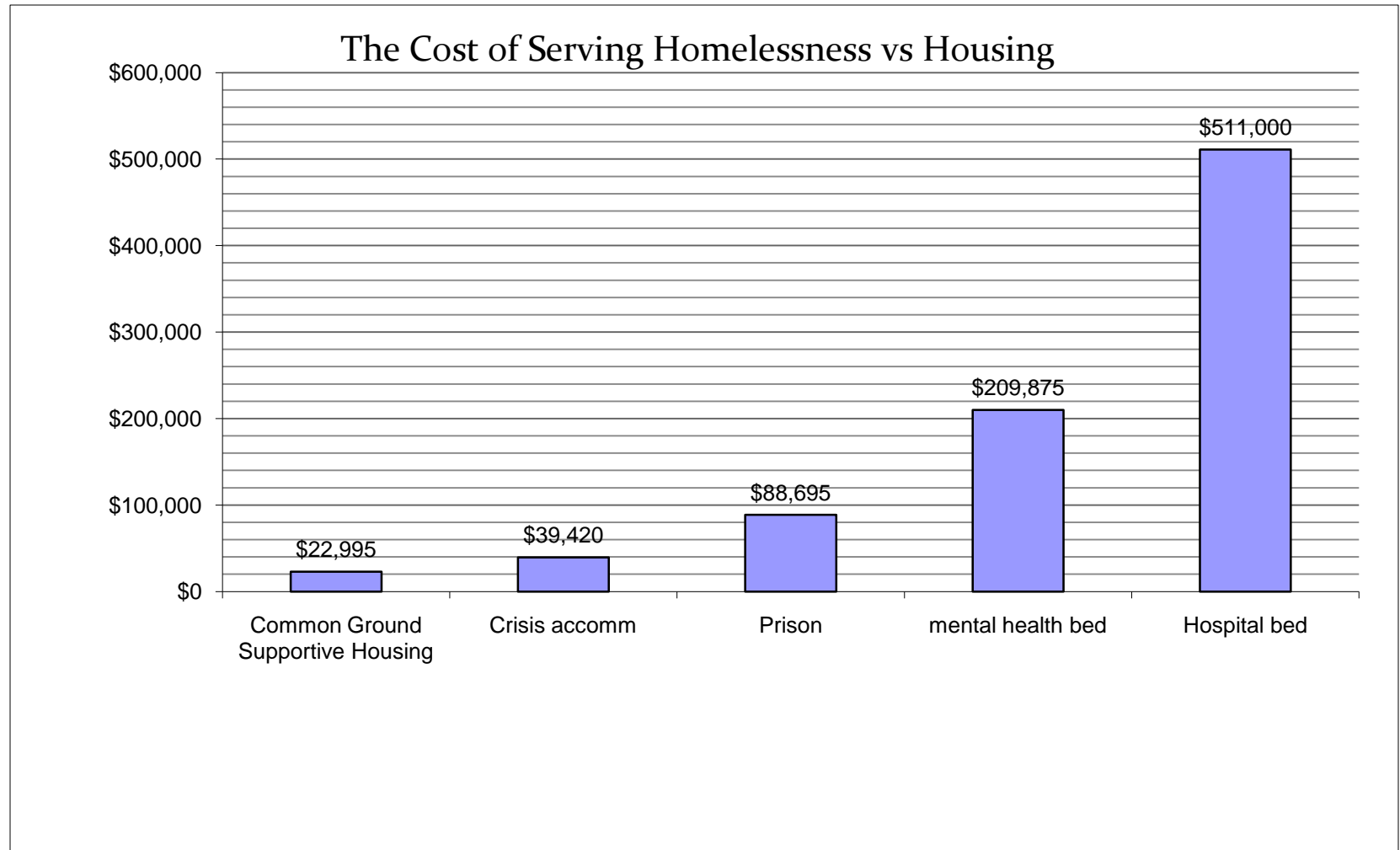
Emergency department cost per occasion of service in NSW-\$197

Average spending per frequent user-\$11,233

Total spending for frequent user-\$640,306

Vulnerability Index Results

INNER-SYDNEY REGISTRY WEEK



Inner-Sydney Registry Week



**100,000
HOMES**
For 100,000 homeless
Americans by July 2013

mercy foundation®